



UNOWT 50W Series


Industrial Power Supply
Standard Product
Compact 2"×5.2"



▲ UNOWT3050 Series



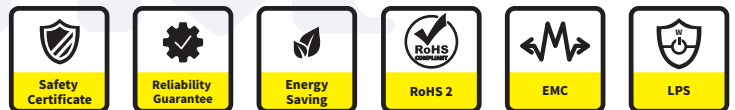
▲ UNBWT3050 Series
with chassis



▲ UNSWT3050 Series
with chassis and cover



■ Please contact our sales department for safety standard of each model.



Model Name Definition

UNOWT 3050 - _____

① ② ③ ④ ⑤

- ① Developed by UNIFIVE
- ② Series Code
- ③ Input Voltage (V)
- ④ Output Power (W)
- ⑤ Function Description
(multiple digits)
 - S: standard version
 - CS: w/ chassis and cover
 - R: w/ remote ON/OFF
 - CR: w/ chassis, cover, and remote ON/OFF

Product Highlights

- Stability
- Energy and High Efficiency
- Appendix 8 of PSE : comply with dusty requirement
- SEMI F47
Valid if VAC.input > 200V
- 5 years warranty
- Correspond to OVC III
- Operating altitude Up to 5,000m
- Suitable for industrial equipment

Efficiency

- Energy Efficiency Level VI (ErP / DoE)
- Meet Commission Regulation(EU) 2019/1782
- Meet DOE 10 CFR part 429 and 430

Protection

- Short Circuit Protection
- Over Voltage Protection
- Over Current Protection

Safety Standard

- 62368-1
- PSE 別表第八
100V-240V 基準に準拠

Emissions

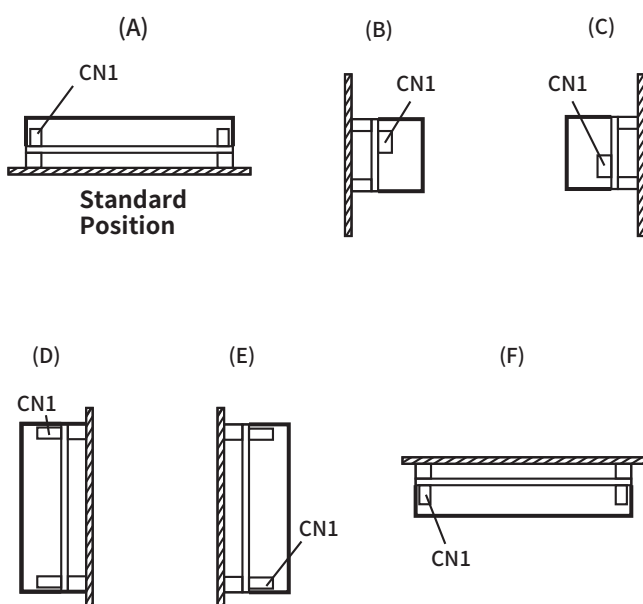
- FCC
 - FCC Part15-B
- CE
 - EN(CISPR)55032-B
- BS EN 55032

Immunity

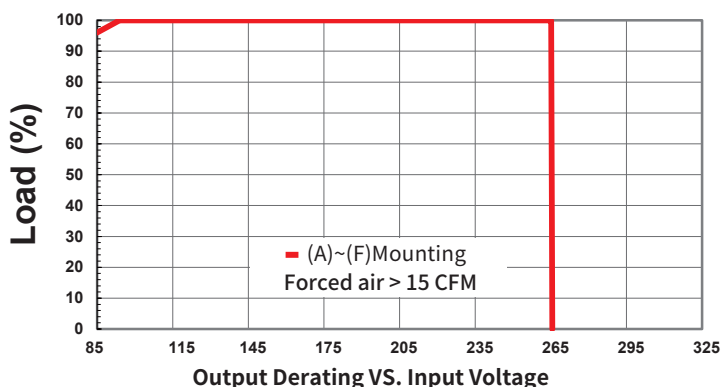
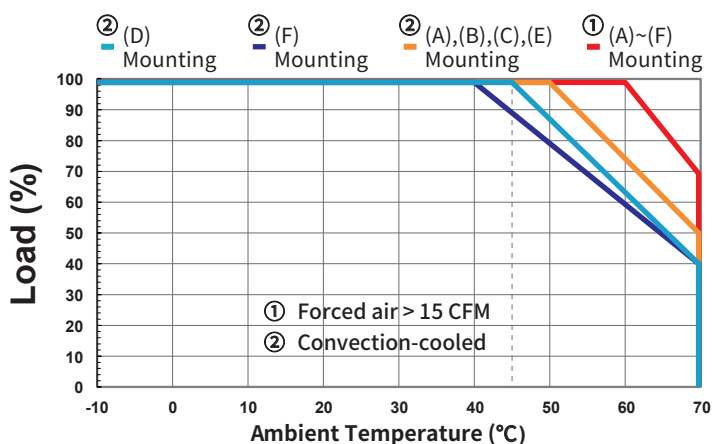
- EN55035
 - BS EN 55035
- The above specifications include the following test standards
- ✓ EN61000-4-2
 - ✓ EN61000-4-3
 - ✓ EN61000-4-4
 - ✓ EN61000-4-5
 - ✓ EN61000-4-6
 - ✓ EN61000-4-8
 - ✓ EN61000-4-11

Installation Method & Derating

Installation method



Ambient temperature derating curve (reference value)



Electrical Spec

Input					
Description	Min.	Typ.	Max.	Units	Comment
Voltage	85	100~240	265	Vac	
Frequency	47	50/60	63	Hz	

Environmental					
Description	Min.	Typ.	Max.	Units	Comment
Operating Temperature	-10	-	70	°C	Free Convection, Sea Level
Storage Temperature	-30	-	75	°C	Free Convection, Sea Level
Operating Humidity	5	-	95	%RH	No Condensing
Storage Humidity	5	-	95	%RH	No Condensing

Typical model list

Output Port	Model Name	DC Output Voltage	DC Output Current	Output voltage range	Ripple	Noise	Option / Remark
CN2	UNOWT3050-050100SA	5.0V	10.0A	±10% ^(4.)	120mV	120mV	
	UNOWT3050-120043SA	12.0V	4.3A	±10% ^(4.)	150mV	150mV	
	UNOWT3050-150035SA	15.0V	3.5A	±10% ^(4.)	150mV	150mV	
	UNOWT3050-240021SA	24.0V	2.1A	±10% ^(4.)	150mV	150mV	
	UNOWT3050-360014SA	36.0V	1.4A	±10% ^(4.)	150mV	200mV	
	UNOWT3050-480011SA	48.0V	1.1A	±10% ^(4.)	200mV	200mV	

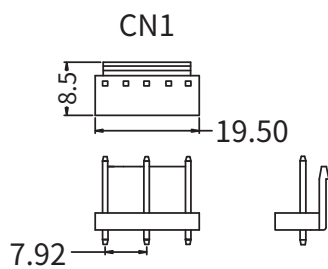
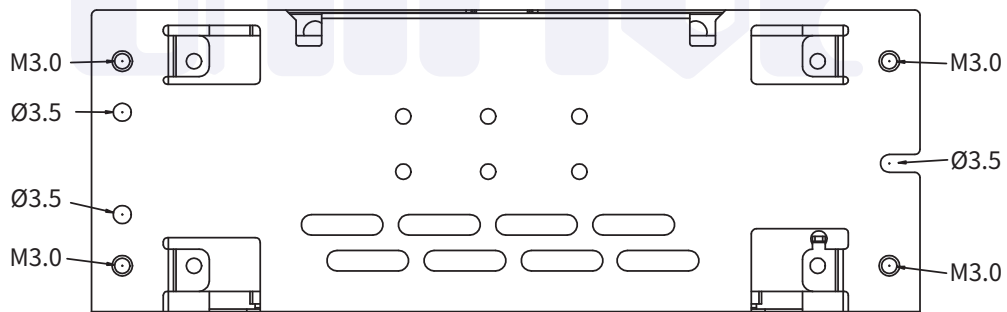
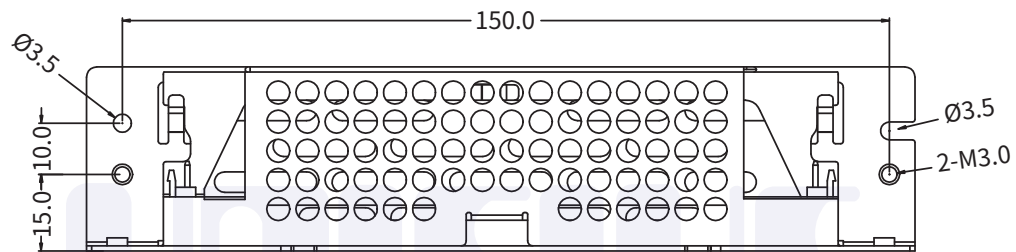
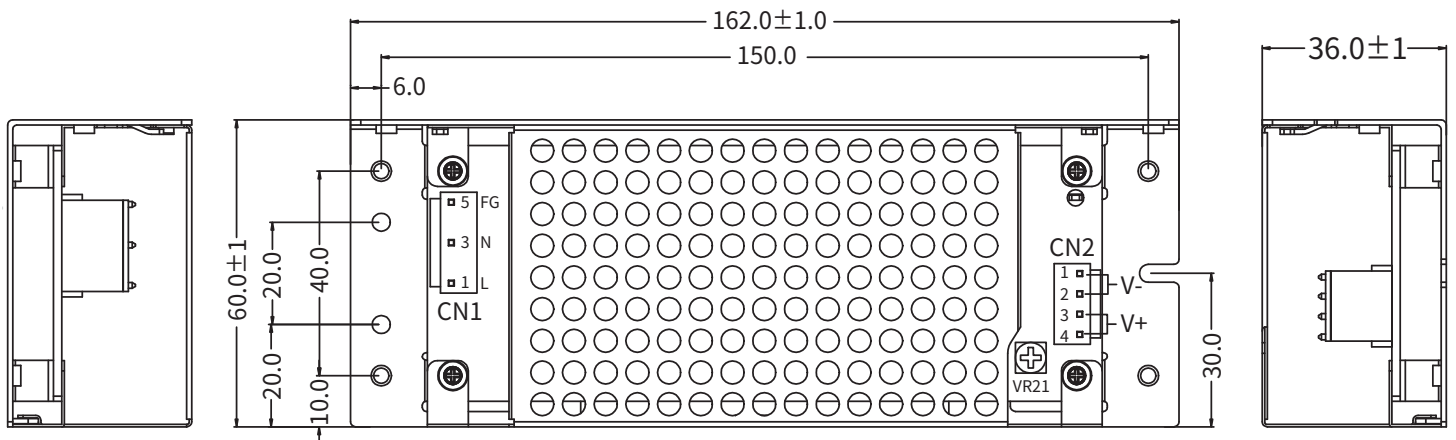
■ Measurement Condition

1. Measurements shall be made with an oscilloscope with 100MHz bandwidth.
2. Outputs shall be bypassed at the connector with a 0.1uF ceramic disk capacitor and a 100uF electrolytic capacitor to simulate system loading.
3. Use cable length 150mm for ripple test.
4. Output voltage range ±10%, the voltage can be adjusted by a rheostat.

more detail on next page

Mechanical Spec

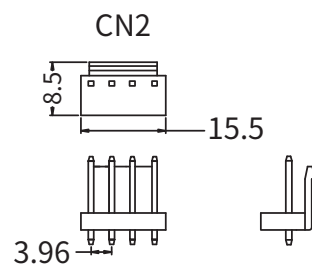
TOLERANCE: ±0.5
Unit: mm



CN1

PIN NUMBER	INPUT
1	AC(L)
2	
3	AC(N)
4	
5	FG

CN1 : INPUT CONNECT
Specifications are equivalent to models of JST B5P-VH



CN2

PIN NUMBER	OUTPUT
1,2	V-
3,4	V+

CN2 : OUTPUT CONNECT
Specifications are equivalent to models of JST B4P-VH

■ Please contact our sales department for details of each model ■